



# Monitoring Program Guidelines



SPORT

CONSERVATION



INTEGRITY

# Monitoring Program Guidelines



## CONTACTS

### ANSA Qld

Postal: PO Box 198 LAWNTON Qld 4501

Website: [www.ansaqld.com.au](http://www.ansaqld.com.au)

Facebook: [www.facebook.com/ANSA-Queensland-101877629878640](https://www.facebook.com/ANSA-Queensland-101877629878640)

### Research & Monitoring Co-ordinator

TBA

### President

Nathan Johnston

0400221055

[sweetjohnston@gmail.com](mailto:sweetjohnston@gmail.com)

### Vice President

Adam Royle

0417610446

[nqfisho@live.com.au](mailto:nqfisho@live.com.au)

## IMPORTANT INFORMATION

### *Referencing the AUSTAG Manual*

*The ANSA Qld Research & Monitoring Co-ordinator will be reviewing and updating the procedures for tagging fish under the ANSA Qld monitoring program. Please note that any reference in these guidelines to the AUSTAG manual is only in regard to the practises and methods for tagging fish.*

*For all contacts and procedures relating to the recording and reporting of ANSA Qld monitoring and tagging data please refer to the ANSA Qld monitoring program guidelines (this publication) and the ANSA Qld Website's Monitoring page.*

## VERSION

Version 1.1

30/08/2016

# Monitoring Program Guidelines



CONTENTS	PAGE
1.0 The Purpose of these Guidelines	4
2.0 ANSA Qld Monitoring Program	4
3.0 Monitoring Plan	4
4.0 Fish Capture Data Collection	5
5.0 Fish Capture Data Resources	6
5.1 Infield Capture data Form	6
5.2 Online Entry Form	6
5.3 Location Grid References (Qld Government Logbook Maps)	7
5.4 Online Trip Log	8
5.5 Online Entry Form Log	8
5.6 Recapture Form	9
6.0 Fish Capture Data Reporting	9
7.0 ANSA Qld Tags	10
7.1 Applying for tags	10
7.2 ANSA Qld Approved Taggers	11
7.3 Becoming an ANSA Qld Approved Tagger	11
8.0 Links & References	12



## 1.0 THE PURPOSE OF THESE GUIDELINES

These guidelines have been developed to assist ANSA Qld affiliated clubs and members establish and manage fishery monitoring programs in line with the ethics and values of ANSA QLD. Monitoring allows ANSA Qld, clubs and individual members to actively participate in the management of our fishery resources.

Depending on each programs objective/s, monitoring programs can also be used to complement other research and monitoring activities being carried out by like-minded groups, organisations and local, state or federal government bodies.

## 2.0 ANSA QLD MONITORING PROGRAM

Establishing a monitoring program allows ANSA Qld affiliated clubs and their members the ability to better understand and keep track of the health of the fishery in their own back yard. It can be used for but is not limited to the monitoring of things such as,

- the success of a restocking program
- survival rates, growth patterns or movement characteristics of a particular fish species
- the general health or potential recovery of a particular area (i.e. – declared net free areas)
- any number of other objectives a club and its members feel is important within their area

An ANSA Qld monitoring program comprises of three core parts,

1. A monitoring plan
2. Capture data collection; and
3. Capture data reporting

## 3.0 MONITORING PLAN

A monitoring plan sets out the objectives of a monitoring program. It is valuable in helping to focus on what your program is trying to achieve. There are six key questions that your monitoring plan covers in order to help you and your club develop and implement a successful monitoring program;

1. Why are you monitoring?
2. What do you plan to monitor?
3. How do you plan to monitor?
4. What do you plan to achieve by monitoring?
5. How do you plan to use the information from monitoring?
6. Who else will be involved with the monitoring?

A monitoring plan also helps to gain support from other groups or organisations, who may be able to assist in any number of ways, by allowing them to see what it is you and your club are trying to achieve.



The idea of a monitoring plan is not to write a “text book” on what you and your club are trying to achieve, but instead set out in simple terms what it is you and your club are hoping to achieve and why.

Assistance in developing a monitoring plan is available through ANSA Qld. Any club who wishes to complete a monitoring plan and requires assistance is encouraged to contact the ANSA Qld Research & Monitoring Co-ordinator.

To view one of our current monitoring plans go to - [www.ansaqld.com.au/monitoring-plans](http://www.ansaqld.com.au/monitoring-plans)

## 4.0 FISH CAPTURE DATA COLLECTION

The next phase in a successful monitoring program is to collect data relevant to your research question (Why are you monitoring?). While the majority of monitoring programs will share similarities in the type of data that needs to be collected, some programs may require specific types of data to be collected. This data will be based on the objectives you and your club have set out in your monitoring plan.

Previously the majority of monitoring involved tagging specific fish species. While this can still play an important role in a monitoring program, an ANSA Qld monitoring program does not have to include tagging as a mandatory element of the data collection process.

If tagging is something you and your club would like to include in your monitoring program please read the section below on “ANSA Qld Tags”.

ANSA Qld has provided an online data entry form to enter your monitoring program data (refer to “links and other resources”). As each monitoring program will be different, this form will evolve over time. If your monitoring program requires extra field in the data entry form please contact the ANSA Qld Research & Monitoring Co-ordinator.

Before entry into the ANSA Qld database, your capture data will need to be recorded in the field. Taking a photo of your fish on a measuring mat and with the angler gives you all of the information required to fill out the online form, such as species, length (total & caudal), time, angler, date and location (on smartphones with location enabled). This information can then be entered to ANSA QLD fish capture database using the online form ([www.ansaqld.com.au/awards/entry-form/](http://www.ansaqld.com.au/awards/entry-form/)). You can do this on your smartphone in the field if you have mobile coverage or at home if you want to focus on fishing or don't have good reception. Taggers can take a third photo of the tag with the tag number clearly visible to secure this additional information. As with paper based forms, don't mix the information up and think about a way to keep each series of photos as a set (for example take a photo with your hand over the camera/mobile lens so that you have a black image between each fish capture and their related tag number).

If you prefer old-school paper based, ANSA Qld has developed a generic infield capture data form that can be tailored to suit the majority of monitoring plans. Contact your ANSA Qld Research & Monitoring Co-ordinator for more information on these infield capture data forms.



## 5.0 FISH CAPTURE DATA RESOURCES

All of these resources can be found on the ANSA Qld website. Should you have reception access and entering information into the online forms listed below is also possible using a smartphone.

### 5.1 Infield Capture Data Form

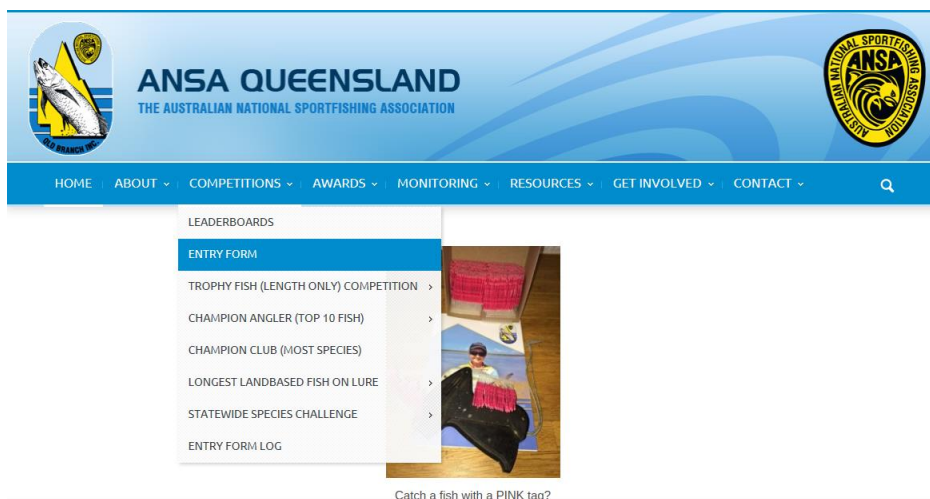
The infield capture form can be used to manually record each the details of each fish caught so that it can be later entered into the ANSA Qld database. It is important that all fields are filled out so that the correct information is entered into the database for your monitoring program. The form also has basic guidelines to assist with filling in the some fields

To access a copy of the infield capture data form (shown below) go to - [www.ansaqld.com.au/wp-content/uploads/2016/08/ANSA-Qld-Capture-Data-Form\\_V2016-2.pdf](http://www.ansaqld.com.au/wp-content/uploads/2016/08/ANSA-Qld-Capture-Data-Form_V2016-2.pdf)

### 5.2 Online Entry Form

The ANSA Qld online entry form is what is used to enter your fish capture data into the ANSA Qld database and your monitoring program. By using this entry form all fish entered will automatically be considered for other competitions and awards so be sure to complete all entries.

To access the entry form (see below) go to – [www.ansaqld.com.au/awards/entry-form](http://www.ansaqld.com.au/awards/entry-form)







## 5.3 Location Grid References (Qld Government Logbook Maps)

The ANSA Qld Monitoring program uses the Qld government logbook maps to reference the location of each fish monitored in your clubs monitoring program. Using this type of location reference system better aligns your club's monitoring program with the broader management of the Qld fishery and opens the door for Qld fisheries to become partners with individual club monitoring programs should that be required.

You can access the logbook maps (see below) by going to -

[www.business.qld.gov.au/industry/fisheries/commercial-fishing/monitoring-and-reporting/reporting-commercial-fishers/queensland-logbook-maps](http://www.business.qld.gov.au/industry/fisheries/commercial-fishing/monitoring-and-reporting/reporting-commercial-fishers/queensland-logbook-maps)

**Commercial fishing logbook maps of Queensland**

The map below shows 16 commercial fishing areas in Queensland.

You can click on any of the 16 sheets to display more detailed maps. Commercial fishers can use the grids in these detailed maps to accurately report where their commercial catch and effort occurs. You can use this information to help fill out your logbook.

Click on each sheet below to view a close-up map and grid of the area.

**KEY MAP**

**In this guide:**

1. Reporting requirements for commercial fishers
2. Commercial fishing logbooks
3. Commercial fishing logbook maps of Queensland
4. Using electronic logbooks (eLogs)
5. Catch reporting requirements for quota fisheries
6. Landing and vessel codes for giving prior notices and transshipment notices
7. Reporting requirements for seafood exporters

**Monitoring and reporting**

- Commercial fisheries monitoring
- Vessel monitoring system (VMS)
- Reporting requirements for commercial fishers

**Features**

Fisheries management reform green paper  
Have your say on the green paper on fisheries management reform in Queensland.

**Commercial fishing logbook maps of Queensland**

The map below shows 16 commercial fishing areas in Queensland.

You can click on any of the 16 sheets to display more detailed maps. Commercial fishers can use the grids in these detailed maps to accurately report where their commercial catch and effort occurs. You can use this information to help fill out your logbook.

Click on each sheet below to view a close-up map and grid of the area.

**KEY MAP**

**In this guide:**

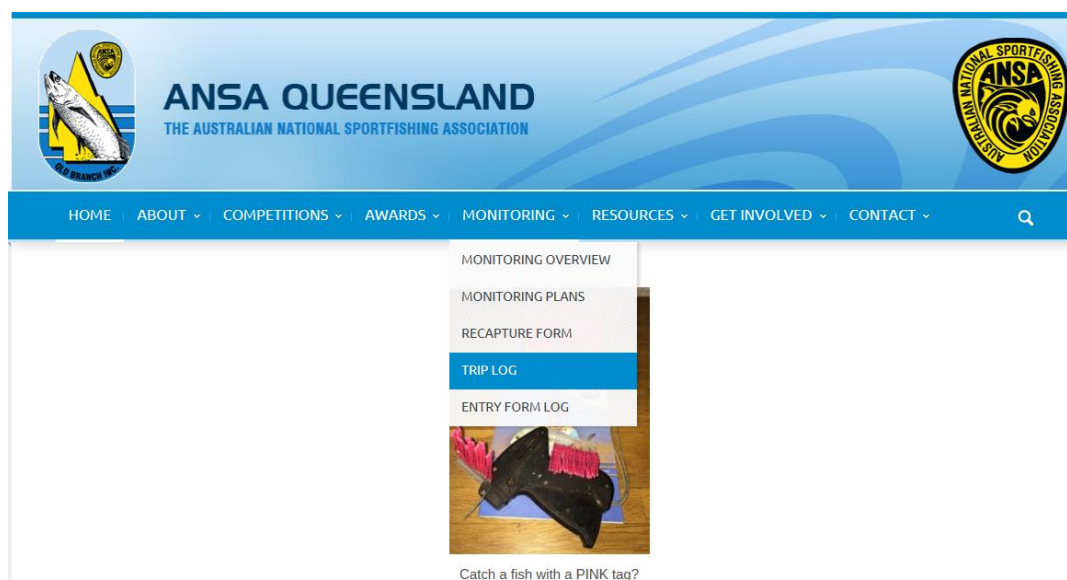
1. Reporting requirements for commercial fishers
2. Commercial fishing logbooks
3. Commercial fishing logbook maps of Queensland
4. Using electronic logbooks (eLogs)
5. Catch reporting requirements for quota fisheries
6. Landing and vessel codes for giving prior notices and transshipment notices
7. Reporting requirements for seafood exporters

# Monitoring Program Guidelines



## 5.4 Online Trip Log

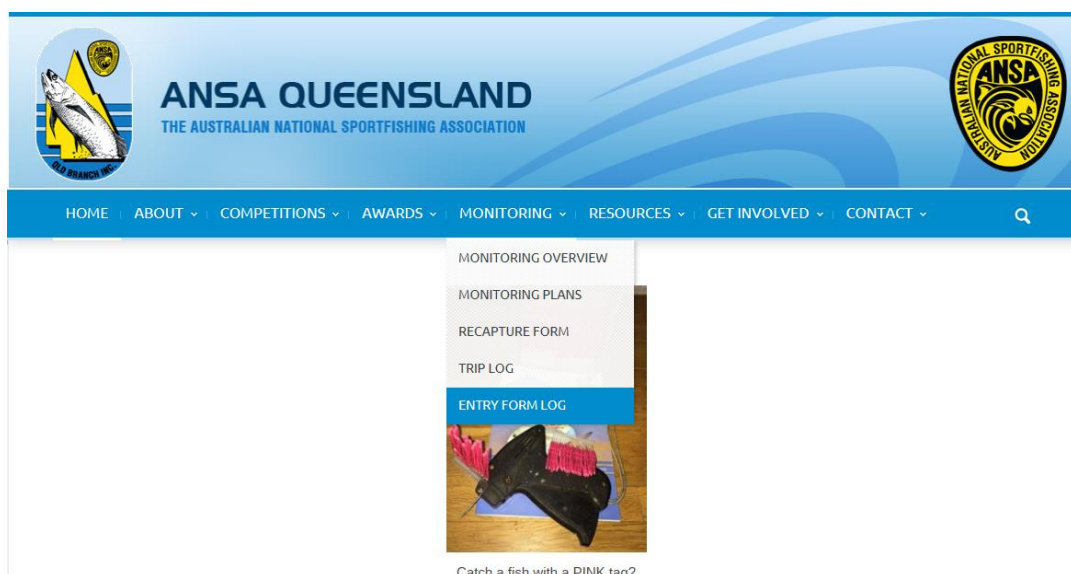
The ANSA Qld online trip log is used to record fishing trips associated with your monitoring program. To access the trip log (see below) go to - [www.ansaqld.com.au/trip-log](http://www.ansaqld.com.au/trip-log)



## 5.5 Online Entry Form Log

The ANSA Qld online entry log form is used to record and visually see what fish have been entered into the ANSA Qld fish capture database. It includes all captures entered by members, including those under monitoring programs. It's a great way to quickly check that you have correctly entered your fish capture data.

To access the entry log form (see below) go to - [www.ansaqld.com.au/competitions/entry-form-log](http://www.ansaqld.com.au/competitions/entry-form-log)



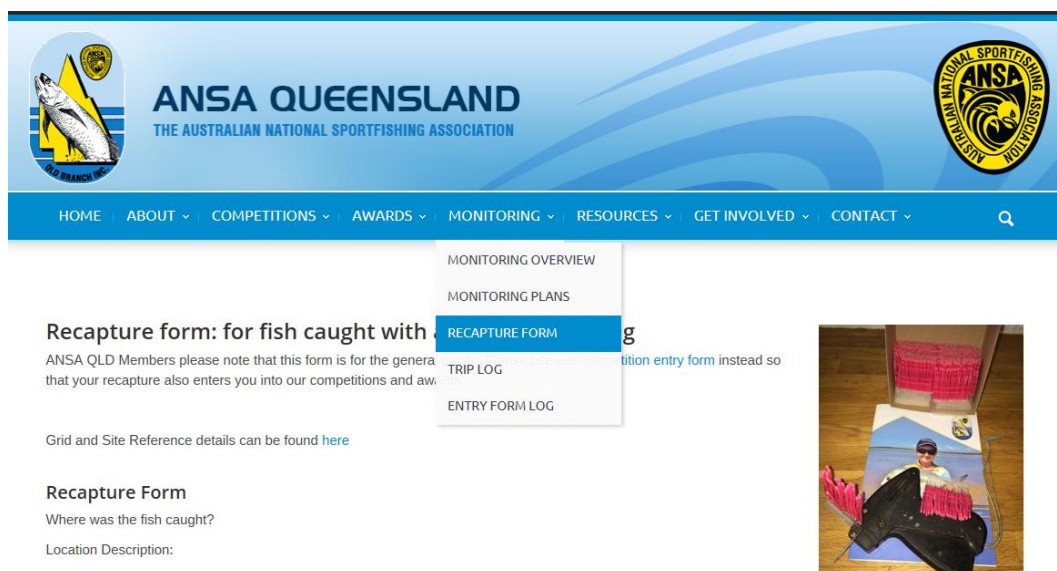




## 5.6 Recapture Form

All recaptures under the ANSA QLD monitoring program will be via the online recapture form.

To access the recapture form go to - [www.ansaqld.com.au/recapture-form](http://www.ansaqld.com.au/recapture-form)



## 6.0 FISH CAPTURE DATA REPORTING

In any data collection program the data being collected is only useful if it can be used in assessments to help answer the research questions you and your club are trying to achieve.

All fish capture data will be available to relevant anglers, clubs and ANSA QLD. Initially data can be exported from the database by the Research and Tagging Coordinator. This will be transitioned to an angler/club controlled portal with export functions, with plans to make this available within the next 1-2 years.

While the initial value of these reports will be in collating all the data you and your club has collected so that you can start to look for patterns that answer your research questions, this data may also be used in a number of other ways including;

- Reporting to partner groups or organisations
- Lobbying government or third parties for resourcing or better management of the fishery
- Assessing restocking programs
- Promotion of recreational only or net free areas
- Promotion of sustainable fishing practices;

## 7.0 ANSA QLD TAGS

In 2016, ANSA Qld moved to managing our monitoring and tagging activities in-house. This has led to many changes and improvements including the requirement for development of an internally managed ANSA Qld Monitoring Program.

Included in this program is a change to the use of a “pink” tag. The pink tag will become synonymous not only with ANSA Qld and their affiliated clubs, but also with the collection and reporting of quality data that can be used to make better decisions on future management of our wild fishery.



### 7.1 Apply for Tags

Once you and your club have completed an ANSA Qld monitoring plan, and you have decided to include tagging as a form of monitoring under your ANSA Qld monitoring program, you can request tags from ANSA Qld Research & Monitoring Co-ordinator.

As a part of its level of commitment to monitoring of our fishery, ANSA Qld will purchase and distribute a number of tags at no cost to clubs, who submit monitoring plans that include tagging as a monitoring tool.

The number of free tags may vary from year to year, with the annual allocation determined by the State Council at each AGM, based on funds and priorities. For this reason each club is able to purchase additional tags they may require to fulfil their monitoring programs objectives should they wish to do so. Orders for additional tags can be sent to the research and tagging coordinator. Current cost price of these tags from the supplier to ANSA QLD for either t-bar or dart tags is \$1 per tag.



## 7.2 ANSA Qld Approved Taggers

ANSA Qld is committed to the ethical treatment of all fish captured by its members. For this reason an “Approved Tagger” scheme has been established. All ANSA Qld approved taggers are expected to abide by and follow the guidelines set out in the AUSTAG Manual (See Links and References and Exceptions to AUSTAG Manual).

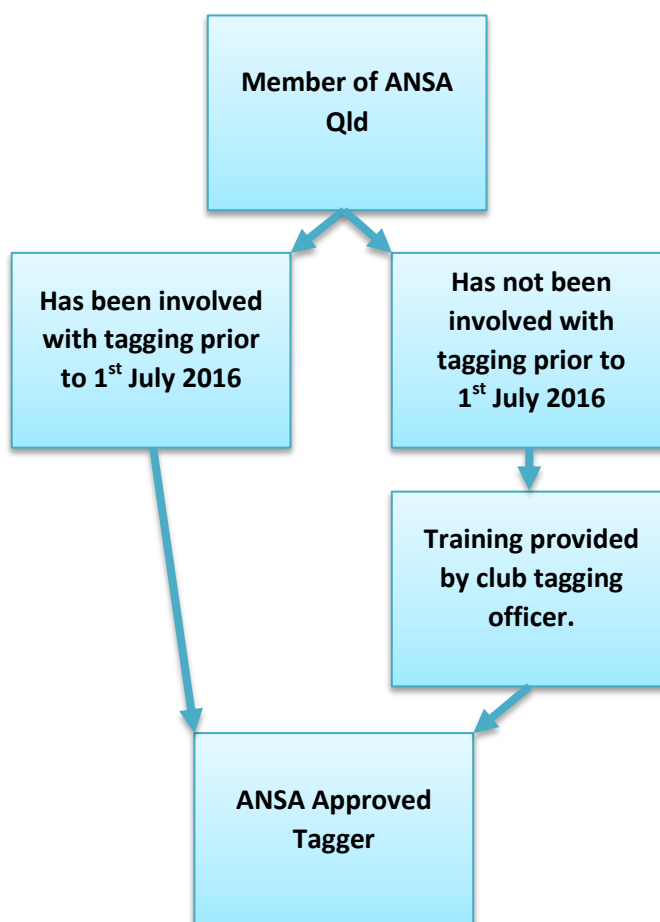
To access the AUSTAG Manual go to – [www.ansaqld.com.au/wp-content/uploads/2016/07/Austag-Manual-Complete-with-Work-Instructions.pdf](http://www.ansaqld.com.au/wp-content/uploads/2016/07/Austag-Manual-Complete-with-Work-Instructions.pdf)

## 7.3 Becoming an ANSA Qld Approved Tagger

ANSA Qld understands that there is a wealth of tagging experience already amongst its current membership. For this reason all members who have been involved with ANSA Qld’s historic tagging program are recognised as approved taggers.

ANSA QLD will keep a register of approved taggers. The club tagging officer must let the ANSA Qld Research & Monitoring Co-ordinator know when a member has read through the AUSTAG manual and been given guidance on how to tag by the club tagging officer.

Steps involved in becoming an ANSA Qld Approved Tagger;





## 8.0 LINKS & RESOURCES

ANSA Qld Capture Entry Form - <http://www.ansaqld.com.au/awards/entry-form/>

ANSA Qld Infield Capture Data Form – [http://www.ansaqld.com.au/wp-content/uploads/2016/08/ANSA-Qld-Capture-Data-Form\\_V2016-2.pdf](http://www.ansaqld.com.au/wp-content/uploads/2016/08/ANSA-Qld-Capture-Data-Form_V2016-2.pdf)

ANSA Qld Trip Log – <http://www.ansaqld.com.au/trip-log/>

ANSA Qld Entry Form Log – <http://www.ansaqld.com.au/competitions/entry-form-log/>

ANSA Qld Recapture Form - <http://www.ansaqld.com.au/recapture-form/>

Fishes of Australia - <http://fishesofaustralia.net.au/home>

ANSA QLD code of Ethics - <http://www.ansaqld.com.au/code-of-ethics/>

National Code of Practice - [http://www.ansaqld.com.au/wp-content/uploads/2014/06/recfish\\_australia\\_ncop\\_brochure.pdf](http://www.ansaqld.com.au/wp-content/uploads/2014/06/recfish_australia_ncop_brochure.pdf)

ANSA Code of Practice for Releasing Fish - <http://www.ansaqld.com.au/code-of-practice-for-releasing-fish/>

AUSTAG Manual - <http://www.ansaqld.com.au/wp-content/uploads/2016/07/Austag-Manual-Complete-with-Work-Instructions.pdf>

Queensland Government Logbook Maps - <https://www.business.qld.gov.au/industry/fisheries/commercial-fishing/monitoring-and-reporting/reporting-commercial-fishers/queensland-logbook-maps>